S-510
プラスチック製



S-510-1

S-510-K
（鍵は別売です。）
（Key is optional.）

特徴　Feature

- 使用する鍵により回転範囲を制御します。
- 鍵の抜差しは、0位置・1位置で可能です。
- オプションで、マイクロスイッチの取付けが可能です。

- Turning range is controlled with the key used.
- Key can be inserted/ removed at 0-position or 1-position.
- Attachment of microswitch is optional.

仕様	● 材　　質：本体／PBT・POM キー／冷間圧延鋼板（SPCC） ● 表面仕上：本体／生地 キー／ニッケルめっき（MFNi） ● 標 準 色：ブラック ● 製品質量：S-510-1／12g
用途	● レジスター・コンピュータ・電源装置
納期	● 特注品・・・納期お問合せください
スイッチ部特性	● 定　　格：DC24V・10mA ● 接触抵抗：160mΩ以下 ● 絶縁抵抗：100MΩ以上（DC500Vメガ） ● 耐 電 圧：（50／60Hz、1分間） 非連続端子間　AC500V 各端子と非充電金属部分　AC500V ● 耐 久 性：機械的 5万回以上 ● 切替接点：2回路9接点（最大）型 ● 静電耐圧：15kV ● 接点材料：金めっき

Specifi-cations	● Material: Main body: PBT/POM Key: Cold rolled steel plate (SPCC) ● Finish: Main body: Plain Key: Nickel plating (MFNi) ● Standard color: Black ● Mass: S-510-1: 12g
Specific use	● Registers, computers and power supplies
Switch characte-ristic	● Rated: DC24V 10mA ● Contact resistance: 160mΩ or less ● Insulation resistance: 100MΩ or more (DC500V mega) ● Withstand voltage: (50/60 Hz, one minute) Between non-continuous terminals: AC500V Between each terminal and non-charged metal: AC500V ● Durability: Mechanical: 50,000 times or more ● Switch contact: Two-circuit-nine-contact (max.) ● Electrostatic resistance: 15kV ● Contact material: Gold plating

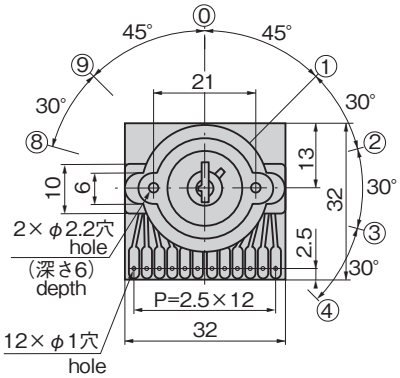

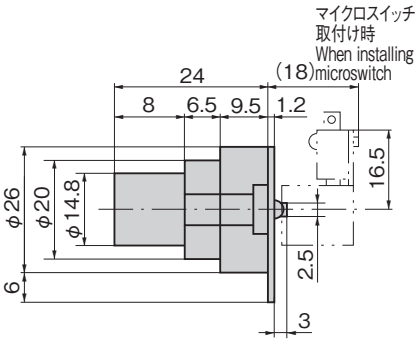

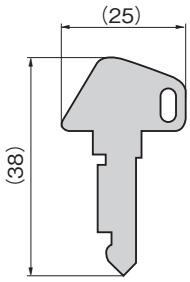

パネル穴明け寸法
Panel drilling dimensions

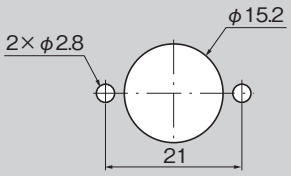

端子位置
Terminal position



キーポジション Key position	キー抜差し Key inserted /removed	接点構成 Contact structure	マイクロSW（オプション） Microswitch
0	○	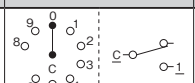	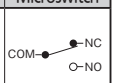
1	○		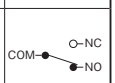
2	×	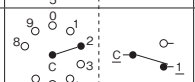	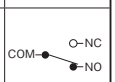
3	×	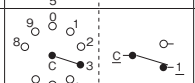	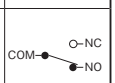
4	×	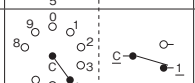	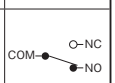
9	×	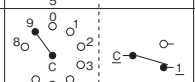	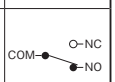
8	×	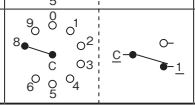	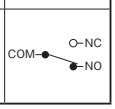

商品番号（鍵番号） Product No. (Key No.)	RoHS 10	回転範囲（ポジション） Turning range (position)	コード Code	単価	量販価格 数量	量販価格 単価
S-510-1本体	●		40307			
S-510-1-K（1RG）	●	0～1	70531			
S-510-1-K（1X）	●	0～2	70532			
S-510-1-K（1Z）	●	0～3	70533			
S-510-1-K（1U）	●	0～4	70534			
S-510-1-K（1P）	●	9～0	70535			
S-510-1-K（1M）	●	8～3	70536			

●：RoHS10指令対応品　▲：RoHS10指令に対応可能です。　※大量のご注文は更にお安くなります。